

POWERSCHOOL

PARENT
ACCESS



PARENT PORTAL

- Now parents will be able to log in once PowerSchool and access all of their children's information.
- **Even if you have only one student, you will need to complete this process to view the student's information.**

ACCESSING ACCOUNT

- Web Address
- archbalt.powerschool.com/public
- Select **“Create an Account”**

The logo for PowerSchool, with the word "PowerSchool" in a blue, sans-serif font. The logo is reflected below it.

Login

User Name

Password

[Having trouble logging in?](#)

Submit

Create an Account

Create a parent/guardian account that allows you to view all of your students with one login account. You can also manage your account preferences. [Learn more.](#)

Create Account

CREATING ACCOUNT

- Fill in all the details provided from your student's
- school.
- Be sure to input an "User Name" & "Password" you
- will remember

PowerSchool

Create Parent/Guardian Account

First Name

Last Name

Email

Desired User Name

Password

Re-enter Password

Link Students to Account


Enter the Access ID, Access Password, and Relationship for each student you wish to add to your Parent/Guardian Account

Student Name	Access ID	Access Password	Relationship
1. <input type="text"/>	<input type="text"/>	<input type="text"/>	-- Choose <input type="button" value="v"/>
2. <input type="text"/>	<input type="text"/>	<input type="text"/>	-- Choose <input type="button" value="v"/>
3. <input type="text"/>	<input type="text"/>	<input type="text"/>	-- Choose <input type="button" value="v"/>
4. <input type="text"/>	<input type="text"/>	<input type="text"/>	-- Choose <input type="button" value="v"/>
5. <input type="text"/>	<input type="text"/>	<input type="text"/>	-- Choose <input type="button" value="v"/>
6. <input type="text"/>	<input type="text"/>	<input type="text"/>	-- Choose <input type="button" value="v"/>
7. <input type="text"/>	<input type="text"/>	<input type="text"/>	-- Choose <input type="button" value="v"/>

CREATING ACCOUNT

PowerSchool

Create Parent Account

First Name	<input type="text" value="Enter parent first name here"/>
Last Name	<input type="text" value="Enter parent last name here"/>
Email	<input type="text" value="enter your email here"/>
Desired Username	<input type="text" value="Create a user name"/>
Password	<input type="password" value="••••••••"/>  Strong
Re-enter Password	<input type="password" value="••••••••"/>

Password must:
•Be at least 6 characters long

Link Students to Account

Enter the Access ID, Access Password, and Relationship for each student you wish to add to your Parent Account

	Student Name	Access ID	Access Password	Relationship
1.	<input type="text" value="Your first child"/>	<input type="text" value="access id from letter"/>	<input type="password" value="•••"/>	<input type="text" value="Father"/>
2.	<input type="text" value="Your second child"/>	<input type="text" value="access id from letter"/>	<input type="password" value="•••"/>	<input type="text" value="Father"/>
3.	<input type="text" value="Your third child"/>	<input type="text" value="access id from letter"/>	<input type="password" value="•••"/>	<input type="text" value="Father"/>
4.	<input type="text"/>	<input type="text"/>	<input type="password"/>	<input type="text" value="-- Choose"/>
5.	<input type="text"/>	<input type="text"/>	<input type="password"/>	<input type="text" value="-- Choose"/>
6.	<input type="text"/>	<input type="text"/>	<input type="password"/>	<input type="text" value="-- Choose"/>
7.	<input type="text"/>	<input type="text"/>	<input type="password"/>	<input type="text" value="-- Choose"/>

Enter

CREATING ACCOUNT

Congratulations! Your new Parent Account has been created.
Enter your Username and Password to start using your new account.

Parent Sign In

Username

Password

[Having trouble signing in?](#)

Sign In

Copyright© 2005 - 2012 Pearson Education, Inc., or its affiliate(s). All rights reserved.



Now sign in using the login and password you created.

GRADES AND ATTENDANCE

Ashlynnne

Navigation

- Grades and Attendance
- Test Results
- Grade History
- Attendance History
- Email Notification
- Teacher Comments
- School Bulletin
- Class Registration
- My Calendars
- School Information
- Account Preferences

Grades and Attendance Standards Grades

Grades and Attendance: McCall, Ashlynn K

Exp	Attendance By Class														Course	Absences	Tardies
	Last Week							This Week									
	M	T	W	H	F	S	S	M	T	W	H	F	S	S			
1(A-E)															Activity Period/Homeroom Harper, Melanie L	0	0
2(A-E)															Reading Harper, Melanie L	0	0
2(A-E)															Language Arts Harper, Melanie L	0	0
3(A-E)															Mathematics Harper, Melanie L	0	0
4(A-E)															SCIENCE-GRADE 3 Harper, Melanie L	0	0
5(A-E)															Third Grade Social Studies Harper, Melanie L	0	0
7(A)															Visual Arts Regan, Lisa T	0	0
7(D)															General Music (K-8) Tyler, Mary W	0	0
7(E)															Physical Ed (K-8) Nance, Henrietta D	0	0
											Attendance Totals	0	0				

Show dropped classes also

Attendance By Day														Absences		Tardies	
Last Week							This Week							N1	YTD	N1	YTD
M	T	W	H	F	S	S	M	T	W	H	F	S	S				
														0	0	0	0
											Attendance Totals	0	0	0	0		

PowerSchool for Parents Version 2.1

GRADE HISTORY

Ashlynnne

Navigation

- Grades and Attendance
- Test Results
- Grade History**
- Attendance History
- Email Notification
- Teacher Comments
- School Bulletin
- Class Registration
- My Calendars
- School Information
- Account Preferences

Grade History: McCall, Ashlynnne K

There are no term grade records for the selected term.

E-MAIL NOTIFICATIONS

Email Notifications: McCall, Ashlynn K

What information would you like to receive?

- Summary of current grades and attendance
- Detail report showing assignment scores for each class.
- Detail report of attendance.
- School announcements.
- Balance Alert (Note: will only be sent when student is low on funds).

How often?

Never ▾

Email Address

stephania.mccall@robeson.k12.nc.us

Additional Email Addresses

(separate multiple email addresses with commas)

Apply these settings to all your students?

Send now for Ashlynn?

Submit

TEACHER COMMENTS

Reporting Term

Exp.	Course #	Course	Teacher	Comment
1(A-E)	99329Z03	Activity Period/Homeroom	Harper, Melanie L	
2(A-E)	10012Z03Y	Reading	Harper, Melanie L	
2(A-E)	10102Z03Y	Language Arts	Harper, Melanie L	
3(A-E)	20002Z03Y	Mathematics	Harper, Melanie L	
4(A-E)	30032Z0Y	SCIENCE-GRADE 3	Harper, Melanie L	
5(A-E)	40032Z0Y	Third Grade Social Studies	Harper, Melanie L	
7(A)	54102Z039	Visual Arts	Regan, Lisa T	
7(D)	52112Z0Y	General Music (K-8)	Tyler, Mary W	
7(E)	62012Z03Y	Physical Ed (K-8)	Nance, Henrietta D	

Show dropped classes also

ACCOUNT PREFERENCES

Profile Students

Account Preferences - Profile

If you want to change the name, e-mail address, username or password associated with your Parent account, you may do so below. Please click the corresponding Edit button to make changes to your username, or password.

First Name:

Last Name:

Email:

Select Language:

Username: stephania.mccall

Current Password: *****

Profile Students

Account Preferences - Students

To add a student to your Parent account, click the ADD button.

My Students

Ashlynn McCall

PARENT ACCESS APP



Download the Parent App from the link within the Parent Portal,
or
Access the iTunes store to download PowerSchool for Parents

PowerSchool for Parents

Pearson School Systems >



Server name: archbalt.powerschool.com

PARENT ACCESS APP



PARENT ACCESS SIGN IN

iPad 8:28 AM 54%

Username

Password

Sign In

PowerSchool Sign In

Sign in to PowerSchool
with the username and
password provided by your
district

PEARSON ALWAYS LEARNING

REFRESHING THE PAGE



GETTING STARTED APP



LIVE FEED TAB

The screenshot displays the PowerSchool app interface on an iPad. The top status bar shows 'iPad', signal strength, '8:29 AM', and '54%' battery. The app header is 'PowerSchool' with a 'Live Feed' tab selected and a 'Display' button. The left navigation menu includes: Live Feed, Family Calendar, All Announcements, Student Summaries, Ashlynnne McCall, Calendar, Schedule, Assignments, Grades, Attendance (Absences: 0), Teachers, Balances, Announcements, Activities, Email Alerts, Miscellaneous, and Application Settings. The main content area shows a 'Live Feed' for the week of Sep 1, 2013 to Sep 7, 2013. Each day from Sunday to Saturday shows 'No Activity'. The bottom navigation bar has 'Today' and 'Sep 1, 2013 - Sep 7, 2013' with left and right arrows.

Date	Activity
Sun - Sep 1, 2013	No Activity
Mon - Sep 2, 2013	No Activity
Tue - Sep 3, 2013	No Activity
Wed - Sep 4, 2013	No Activity
Thu - Sep 5, 2013	No Activity
Fri - Sep 6, 2013 (Today)	No Activity
Sat - Sep 7, 2013 (Tomorrow)	No Activity

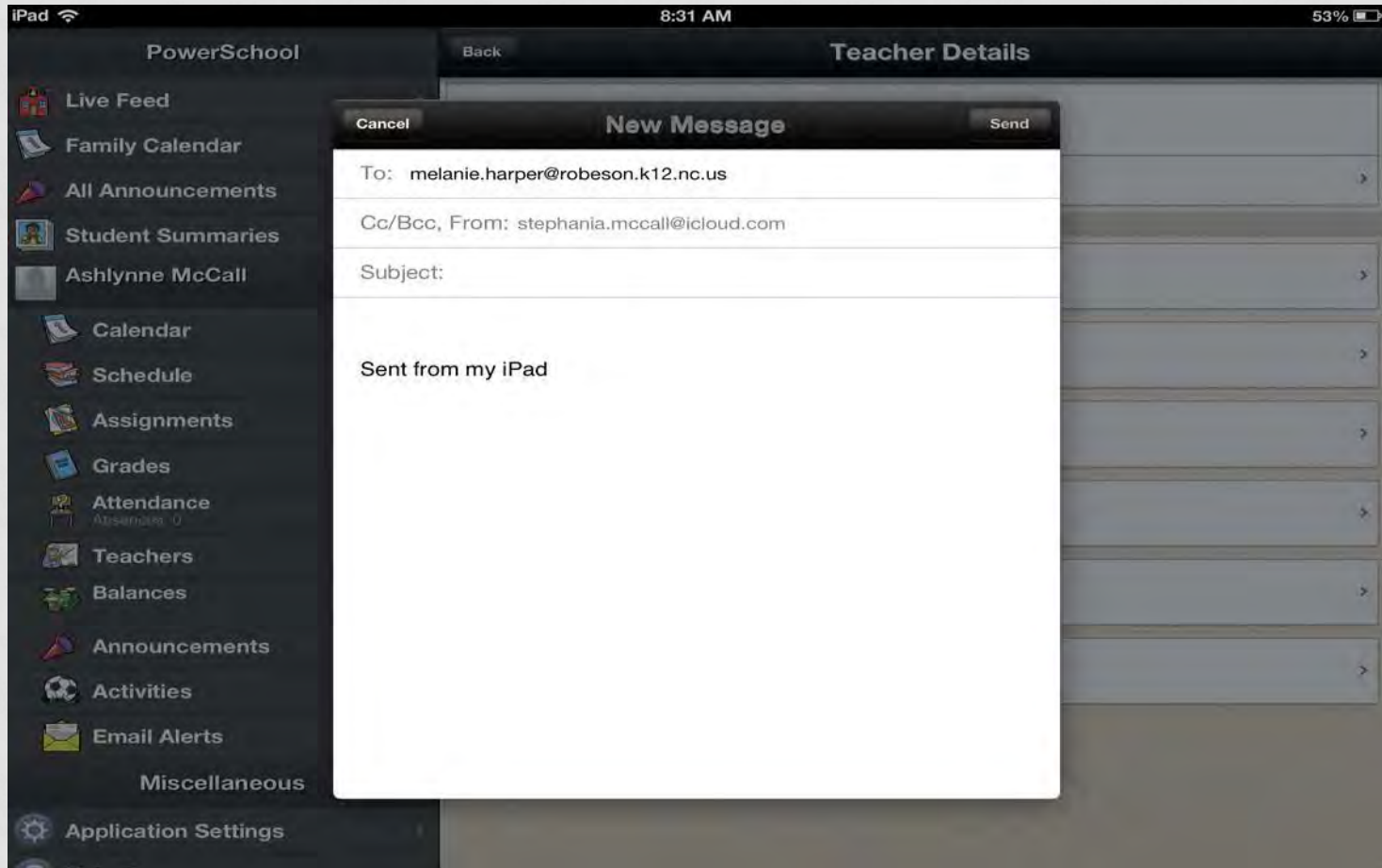
STUDENT QUICK LOOKUP

The screenshot shows the PowerSchool iPad app interface. On the left is a navigation menu with options: Live Feed, Family Calendar, All Announcements, Student Summaries, Ashlynnne McCall (selected), Calendar, Schedule, Assignments, Grades, Attendance (Absences: 0), Teachers, Balances, Announcements, Activities, Email Alerts, Miscellaneous, and Application Settings. The main area is titled 'Quick Lookup' and contains a table with columns 'Exp', 'Course', and 'Abs'. A dialog box is overlaid on the table, asking for a preferred name for Ashlynnne McCall. The dialog has 'Cancel' and 'Set Name' buttons.

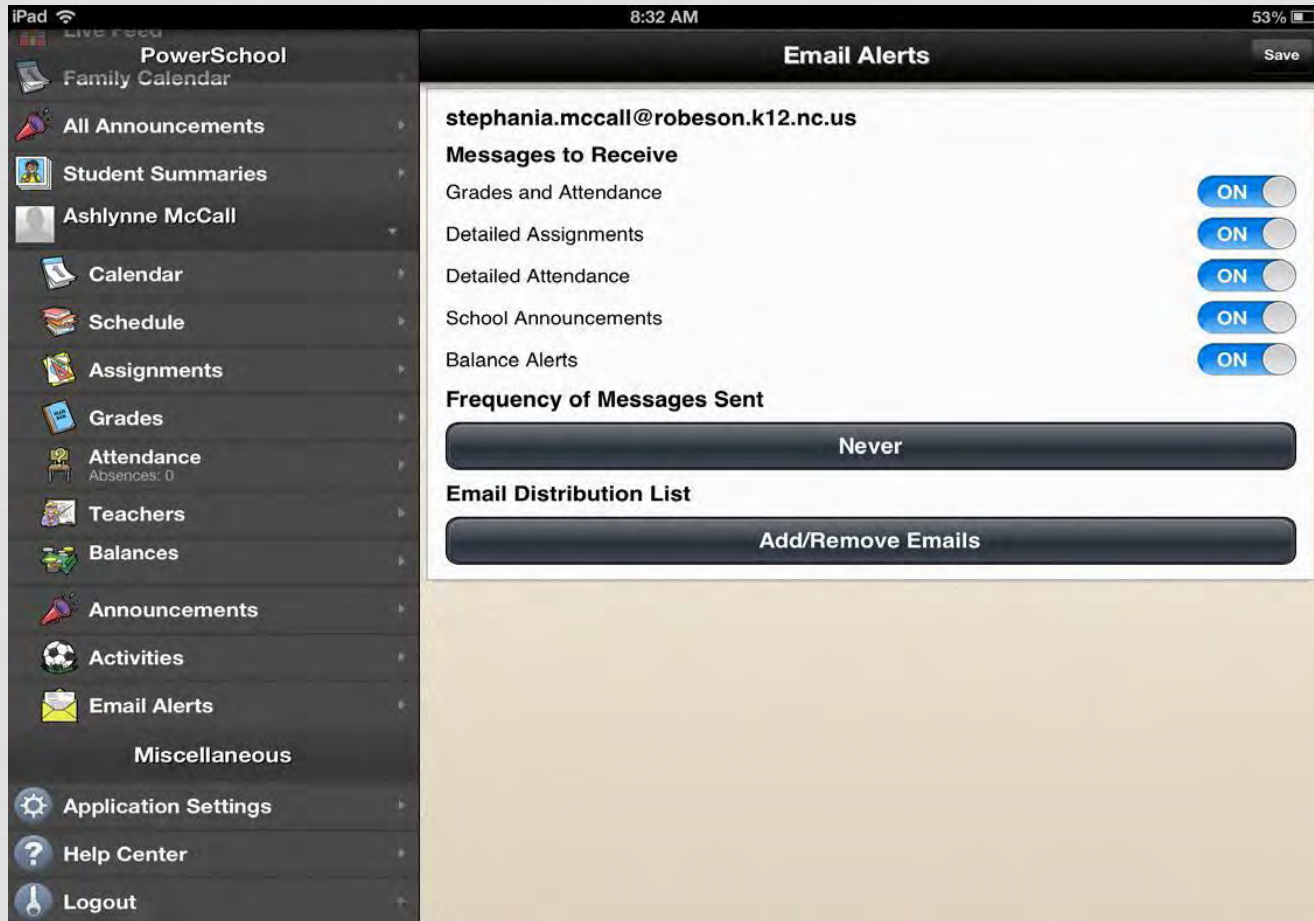
Exp	Course	Abs
1(A-E)	Activity Period/Homeroom Melanie Harper	0
2(A-E)	Language Arts Melanie Harper	0
2(A-E)	Reading Melanie Harper	0
3(A-E)	Mathematics Melanie Harper	0
4(A-E)	SCIENCE Melanie Harper	0
5(A-E)	Melanie Harper	0
7(A)	Visual Lisa Harper	0
7(D)	General Music (K-8) Mary Tyler	0
7(E)	Physical Ed (K-8) Henrietta Nance	0

Preferred Name
Ashlynnne does not have a preferred name. Would you like to set one?
Cancel Set Name

EMAILING THE TEACHER



EMAIL ALERT TABS





Dear Parent(s),

We have recently implemented a new school notification system called Alert Solutions. This notification system is loaded with new features that will make it easier for us to keep in contact with your family. To guarantee the messaging system is used efficiently, we will need to confirm your contact information is accurate and up-to-date at all times.

Alert Solutions allows our school to send messages using email, voice, and text messaging. Voice calls will be sent with 410-879-1113 as the caller ID number. You may want to add this phone number to your address book to help you recognize incoming calls from the school easily. Text messages will be sent using a caller ID of 95664 (US) or 25379 (Canada). International receipt caller IDs will vary on location. You may want to add this phone number to your address book as well. Please note you will not be able to reply to text messages sent from the school.

Alert Solutions is integrated with the existing PowerSchool Parent Portal. If you log-on to the Parent Portal you will now see a new link called “Alert Solutions 2”. You will be able to see all the contact information our school has listed for you. Within this section of the Parent Portal, you will also be able to choose your communication preferences based on message category, such as School Closures or Attendance, and message type (email, voice and/or text message). You may opt-out of any message category except for Emergency Messages.

Navigation

- Grades and Attendance
- Grade History
- Attendance History
- Email Notification
- Alert Solutions
- Alert Solutions 2**
- Teacher Comments
- School Bulletin
- Class Registration
- Balance
- My Calendars
- School Information
- Account

Grades and Attendance: Babb, Judy H

Grades and Attendance: Standards Grades

Exp	Last Week					This Week					Course	Q1	Q2	S1	Q3	Q4	S2	Absences	Tardies
	M	T	W	H	F	M	T	W	H	F									
																		0	0
Attendance Totals																		0	0

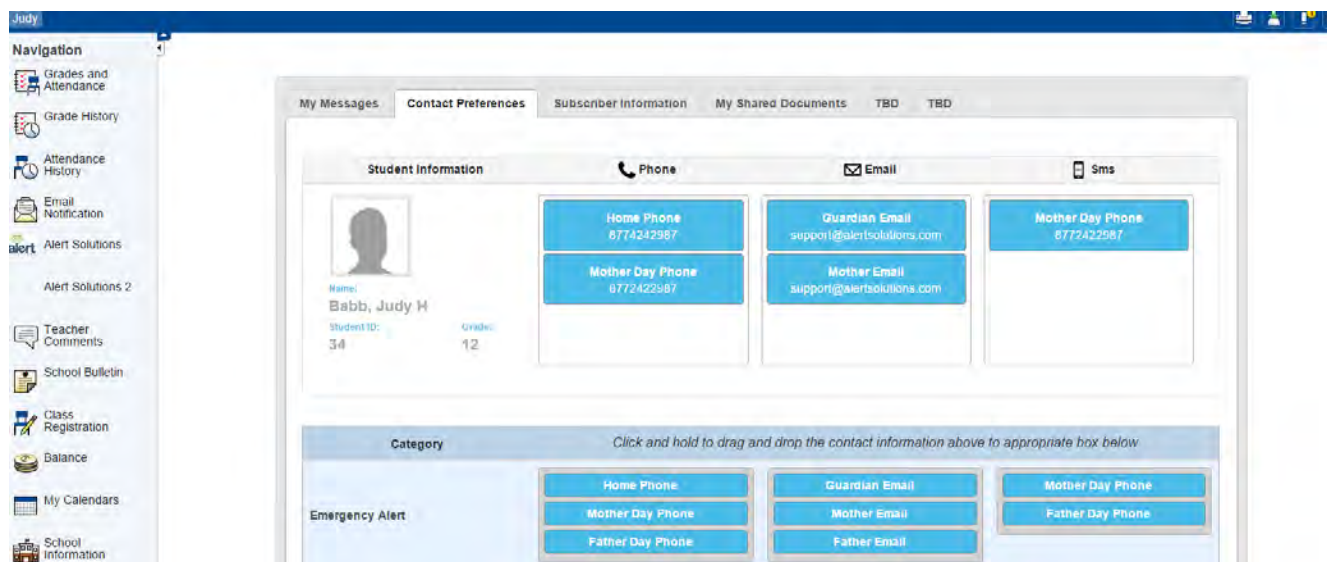
Current Simple GPA (S1).
Show dropped classes also

Legend

Attendance Codes: Blank=Present | A=Absent | T=Tardy | TE=Tardy Excused | P=Parent Excused | U=Unexcused | S=School Excused | I=In School Suspension | O=Out of School Suspension | X=Truant | V=Vacation | F=Field Trip |
Citizenship Codes: H=Honorable | S=Satisfactory | N=Needs to Improve | U=Unsatisfactory |



Setting up your parent preferences is your responsibility. To receive text messages, you must go to Preferences by Message Type and Click and hold to drag the contact information above to the appropriate boxes below. By default, phone calls and email are chosen. You will receive messages to every contact field shown and every message category that has all three message types chosen. Tolls and charges associated with receipt of messages from the school are your responsibility and not the responsibility of the school. Please be sure to set your unique preferences if there are any numbers or addresses you do not like to be contacted at. *All phone numbers and email addresses must be in a valid format to save properly.*



Emergency messages are always sent with all three message types (email, text, and voice calls) and to every contact field shown even if you have opted out. We cannot change this. Emergency messages will be labeled as such so you will know it is an actual emergency.

If you do not have access to log into the Parent Portal, you may contact the school directly to request changes.

If you have any questions, please contact your child's school. We hope you appreciate this new school notification system and the flexibility it will provide for you as a parent.

Thank you,
Saint Margaret School

Parent Access Training for PowerSchool

Thank you for taking the time to view our training pages, please see our download section for the disclaimer on the PowerSchool page, printout the disclaimer and send it into the school office.